

S120

FORm_office™
Open Plan Benching System




INNOVANT

FORm_office S120

Bending the Lines


FORm_office S120 features a central 120 degree core, available in single-sided, two-way and 3-way clusters to allow for enhanced shapebuilding opportunities. The S120 and its 120 degree core can be combined with standard S4 linear benches to achieve unique architecture-wrapping configurations.



S120 Features and Design Details

A Wolf in Sheep's Clothing

The first impression of S120 begins with appealing curvilinear worksurfaces and the unique angles of the system's center well architecture. Look further into the inner workings of the S120 to find expansive cable cavities and a one-of-a-kind central core that serves as a cable riser as well as zone data distribution point, serviced by concealed rackmount rails.



[view >](#)

S120 Configurations

Dynamic Configurations


FORm_office S120 transforms standard linear benching from 90 to 120 degree angles, allowing multiple configurations to fit your unique space.



[view >](#)

S120 FEATURES


OPTIONAL INFILL DETAIL




S120 CABLE RACEWAY



120 CENTER WELL
CONVERGENCE



S120 CORE CABLE CAVITY



COLOR KEY DETAIL




POP-UP POWER AND DATA ACCESS




PERSONAL STORAGE CUBE



CENTER WELL OPTIONS



TRANSITIONAL LEG CABLE ENTRY



CPU STORAGE OPTION



FABRIC PRIVACY PANEL OVERLAY



S120 CONFIGURATIONS

'DOGBONE' S120 CLUSTER



S120 CIRCULAR CONFIGURATION



'SNOWFLAKE' S120 CLUSTER



S120 CLUSTER WITH WARDROBES

