

S4X

FORm_office™
Open Plan Benching System




INNOVANT

FORm_office S4

Shapes that Inspire Possibilities


FORm_office S4X series offers shape-building possibilities that are uncommon to traditional benching. By incorporating 90-degree work-surfaces that attach directly to the central raceway, S4X blends desirable private office style wrap-around designs with the efficiency of open plan bench-run practicality.



S4X Features and Design Details

Improving on Perfection

FORm_office S4X offers functional alternatives to basic linear benching while maintaining the award-winning design features of the S4 series.



[view >](#)

S4X Configurations

Expanding on Success

FORm_office S4X expands the configuration options of the S4 benching series by adding return work surfaces of varying sizes. Built from a central S4 raceway, the S4X becomes a larger open plan workstation without compromising on aesthetics or technology management.




[view >](#)

S4X FEATURES


S4X 90-DEGREE DESK LEG



S4X 90-DEGREE TRANSITION



PRIVACY PANEL AND DIVIDER
PANEL



S4X 90-DEGREE TRANSITION



COLOR KEY DETAIL




POP-UP POWER AND DATA ACCESS




PERSONAL STORAGE CUBE



CENTER WELL OPTIONS



TRANSITIONAL LEG CABLE ENTRY



SLIDING WORKSURFACE DETAIL



CPU STORAGE OPTION



FABRIC PRIVACY PANEL OVERLAY



ELEVATED PRIVACY PANELS



S4X CONFIGURATIONS

"X" CONFIGURATION



"H" CONFIGURATION



BENCH RUN



S4X WRAP-AROUND WORKSTATIONS



S4X WRAP-AROUND WORKSTATIONS



S4X BENCH RUN



S4X BENCH RUN



S4X WRAP-AROUND WORKSTATIONS

